

"Let your child excel with us"


-Seema Choudhary, Ph.D. Executive Director

Lic # 304370845, 304311447

Montessori Preschool

Irvine & Lake Forest

- Practical Life
- Sensorial
- Cultural studies
- Science
- Language
- Math
- Art & Craft
- Music
- Phonics



Ages:	2 years to 7 years of age
Hours Open:	6:30 am - 6:30 pm (LF)
Days per week:	Parent's choice flexible 1-5
Kids in diapers:	Accepted and potty trained
Joining dates:	Flexible year round any day
3-hr programs:	Starting 8:30am, 11:30am, 2:30pm
6-hr programs:	Starting 8:30am, 11:30am
9-hr programs:	Starting 8:30am & custom hours
Seasonal Events:	Almost every month
Affordable Rates:	\$200/month to \$950/month
Grade school prep:	Our graduates are KG ready

Preschool Schedule

Session	Time	Class	Activities
Session 1 8:30 - 11:30	8:30 - 9:00	Montessori hands-on jobs	Practical life, Sensorial, Language, Geography, Math, Culture, History, Biology, Science, Planets
	9:00 - 9:45	Montessori demonstration & worksheets	Individual Montessori jobs demo and practice, Day's letter, book & worksheet, Grace & courtesy, Phonics, Alphabet & word recognition, Worksheets
	9:45 - 10:00	Group activities	Music, Puppets, Plays, Juggling, Stories, Songs
	10:00 - 10:30	Nutrition	Table manners, Self-help, Nutrition lesson, Snacks, Clean- up lesson, Etiquettes, Socializing
	10:30 - 11:15	Art / craft & outdoor play	Art, Craft, Cutting, Gluing, Sculpting, Experiments, Gymnastics, Free & structured play, Lego blocks, Exercise, Yoga, Team building, Sports
	11:15 - 11:30	Group activities	Music, Puppets, Plays, Juggling, Stories, Songs, Pledge, National Anthem, Calendar, Sign language
Session 2 11:30 - 2:30	11:30 - 11:45		
	11:45 - 12:15	Nutrition	Table manners, Self-help, Nutrition lesson, Snacks, Clean- up lesson, Etiquettes, Socializing
	12:15 - 1:00	Art / craft & outdoor play	Art, Craft, Cutting, Gluing, Sculpting, Experiments, Gymnastics, Free & structured play, Lego blocks, Exercise, Yoga, Team building, Sports
	1:00 - 1:45	Montessori demonstration & worksheets	Individual Montessori jobs demo and practice, Day's letter, book & worksheet, Grace & courtesy, Phonics, Alphabet & word recognition, Worksheets
	1:45 - 2:15	Montessori hands-on jobs	Practical life, Sensorial, Language, Geography, Math, Culture, History, Biology, Science, Planets
	2:15 - 2:30	Group activities	Music, Puppets, Plays, Juggling, Stories, Songs, Pledge, National Anthem, Calendar, Sign language
Session 3 2:30 - 5:30	2:30 - 2:45		
	2:45 - 3:15	Nutrition	Table manners, Self-help, Nutrition lesson, Snacks, Clean- up lesson, Etiquettes, Socializing
	3:15 - 4:00	Art / craft & outdoor play	Art, Craft, Cutting, Gluing, Sculpting, Experiments, Gymnastics, Free & structured play, Lego blocks, Exercise, Yoga, Team building, Sports
	4:00 - 4:45	Montessori demonstration & worksheets	Individual Montessori jobs demo and practice, Day's letter, book & worksheet, Grace & courtesy, Phonics, Alphabet & word recognition, Worksheets
	4:45 - 5:15	Montessori hands-on jobs	Practical life, Sensorial, Language, Geography, Math, Culture, History, Biology, Science, Planets
	5:15 - 5:30	Group activities	Music, Puppets, Plays, Juggling, Stories, Songs

*Naptime 1:00 - 2:30 Only for kids needing nap; rest of the kids follow academic schedule


WEEK 15

Calendar Worksheet: April Calendar (Mon)
Special Event Worksheet: April Fool's Day (Tue)

Day	Date	Audio Visual Learning/ Demo	Worksheet of the Day	Classwork Worksheets	3 Part Cards	Yoga Pose	Sign Language	Letter Book	Structured Sport	Structured Play	Open Ended Boxes	Art Project
Mon		S3. The Brown Stair (Video S3)	S3. The Brown Stair	CW a26, b26, c26	CG5S3. Seven Wonders of the Ancient World Cards	70. The Seed	77. Tired	X,Y,Z	Baseball	31. Run if ...	14. Cross blocks 15. Wheel set blocks	E5. Pattern on Egg
Tue		L1. Language Cards (Video L1)	L1. Language Cards	CW a1, b1, c1	CL1L1. Living Room Nomenclature Card	71. Lotus Pose	78. What's Wrong	A	Bowling	32. Hope n Freeze	11. Pattern blocks 12. Jumbo legos	E6. Handprint Chick
Wed		P33. Sweeping the Floor (No Video)	P33. Parts of Car	CW a2, b2, c2	CZ47P33. Parts of a Car Cards	72. Lotus Flower	0. 0	B	Football	33. Sleeping lions	13. Medium size lego blocks 1. Trains	E7. Bunny Dot Art
Thu		M27. Small Bead Frame Addition (Video M27)	M27. Small Bead Frame Addition	CW a3, b3, c3	CZ61M27. Phases of the Moon Cards	73. Gate Pose	1. 1	C	Golf	34. Follow the leader	2. Fish snap 27. Play-dough& letter blocks	E8. Egg Foam Art
Fri		SC5. Parts of Fish (No Video)	SC5. Parts of Fish	CW a4, b4, c4	CZ68SC5. Parts of a Fish	74. Climbing a Tree	2. 2	D	Soccer	35. Dance freeze	3. Mouse trap 26. Foam building blocks	E9. Paper Plate Bunny











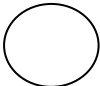
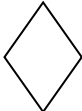






Montessori Preschool



Name: _____

1 2 3 4 5 6 7 8 9 10
One Two Three Four Five Six Seven Eight Nine Ten

							
Yellow	Brown	Blue	Green	Red	Purple	Black	Orange

Sunday		Circle		Diamond	1. January	7. July
Monday					2. February	8. August
Tuesday		Triangle		Oval	3. March	9. September
Wednesday					4. April	10. October
Thursday		Square		Heart	5. May	11. November
Friday					6. June	12. December
Saturday		Rectangle		Crescent		

A B C D E F G H I J K L M N O P Q R S T U V W X Y Z
a b c d e f g h i j k l m n o p q r s t u v w x y z

.....
0 1 2 3 4 5 6 7 8 9 10 11 12 13 14 15 16 17 18 19 20

Sight Words

the	you	my	who
a	we	it	can
and	I	am	to
like	is	see	what
your	be	where	go
here	for	have	are
said	play	she	he

1	2	3	4	5	6	7	8	9	10
11	12	13	14	15	16	17	18	19	20
21	22	23	24	25	26	27	28	29	30
31	32	33	34	35	36	37	38	39	40
41	42	43	44	45	46	47	48	49	50
51	52	53	54	55	56	57	58	59	60
61	62	63	64	65	66	67	68	69	70
71	72	73	74	75	76	77	78	79	80
81	82	83	84	85	86	87	88	89	90
91	92	93	94	95	96	97	98	99	100

Montessori Preschool Calendar 2022

(Lake Forest)

(Open year-round, no summer break)

Jan 17	M	Martin Luther King Day
Feb 21	M	President's Day
Apr 11-15	M-F	Spring Break
May 30	M	Memorial Day
Jun 20	M	Juneteenth Day
Jul 4	M	Independence Day
Sep 5	M	Labor Day
Oct 10	M	Columbus Day
Nov 11	F	Veterans Day
Nov 23 – 25	W-F	Thanksgiving
Dec 19 – 30	M-F	Winter Break

Preschool Celebrations*

Mar 18	F	Spring Party
Jun 19	N	Graduation/Fathers' Day
Oct 22	Sa	Global Village Festival (Great Park)
Dec 3	Sa	Winter Wonderland (Irvine City Hall)

* On preschool celebrations days parents/families are invited to attend the event.

We will also be celebrating Halloween, Thanksgiving, Valentine's Day, and Mother's Day at the preschool.

First day checklist

Welcome to the Preschool! Please be assured that we are here to help make the first day of school a happy transition. We look forward to an exciting and fun time.

Things to have ready prior to attending first day of preschool

- ✓ **Backpack:** Please obtain a full size backpack (large enough to fit a lunch pail, an extra pair of clothes, and a full size worksheets folder). Please see the sample at the preschool.
- ✓ **Water Bottle:** “Funtainer” by Thermos (available at all walmarts, Targets, etc.) is the only type of water bottle that is accepted at the preschool. Please send with your child a water bottle every day. They need to stay hydrated.
- ✓ **Lunch Pail:** Please obtain a lunch pail/bag in which you can put lunch-box and other lunch containers, spoons, etc. to fulfill all days worth of food or snacks needs. Please obtain a lunch container that maintains the food warm/cold (Thermos). If need be, please see the sample at the preschool. Please choose slider Ziplocs and easy-open packaging that your child can easily open and close. Practice with children at home the opening & closing of the containers. Our goal is to train kids to be able to handle their food themselves eventually. Our goal at meal-time is to get more kids started with eating as soon as possible, so we focus on assisting first those kids, who have ready to eat food and easy to open containers. Other time consuming attention like heating, or cooling, or cutting, or peeling, or difficult opening containers, etc., gets addressed in the end. Kids don’t like this cutting into their playtime, so we request parents to pack ready to eat food in easy to open containers.
- ✓ **Closed toes, easy to wear, shoes:** We require all children to use shoes which are easy for children to themselves take off or put on. Please do not send your child in shoes with laces. Velcro shoes are the best and easiest for your child.
- ✓ **Extra pair of clothes:** In a slider Ziploc with your child’s name on it, please provide extra pair of clothes. Please make sure to include underwear and socks too. Children sometimes have unexpected accidents and get clothes wet.
- ✓ **Earthquake Kit:** Please provide an earthquake kit in a labeled (child’s name) slider ziploc bag containing 3 things to eat and 3 things to drink. Example: small water bottle, juice box, granola bar, an easy open fruit can, boxed raisins, packaged dried fruits, etc. All things must be pre-packaged with an expiry date (as far out as possible) on it. We will request another kit when the

first item in the kit expires. This kit is set aside in the facility to be used only in a case of an emergency like fire or earthquake, etc.

- ✓ **Diapering supplies:** If your child is not potty trained, please provide diapers and wet-wipes in a Slider Ziploc bag with your child's name on it.
- ✓ **Portrait of child:** Please provide a 3" x 4" picture of your child (face only) for classroom use.
- ✓ **Enrollment documents:** Please make sure you fill out the enrollment documents package provided by the preschool to bring on the first day.
- ✓ **Child's Immunization Records:** Please obtain for us a copy of your child's updated immunization records.
- ✓ **Physician's report:** Please have the physician of your child fill out a "Physician's report" Form LIC 508. Obtain a blank form from us or Google it.

Preparations prior to first day of preschool

- ✓ **Educate you child about what to expect:** Prepare your child for the new school experience by explaining what to expect. Communicate to your child to answer all questions directly and honestly.
- ✓ **Establish order and routine for the child:** Routines will add predictability and are comforting in unfamiliar situations. Establish order and routine involving both nightly and morning rituals for school days. We suggest that you:
 - ✓ Have the child *sleep at a fixed time every night* and early.
 - ✓ Arrange the child's room in an orderly way with everything in the same place each day.
 - ✓ Limit toys and games to a workable number.
 - ✓ Consider clean up as much a part of playing as the actual activity.

On the first day of school:

- ✓ **Lunch type:** Please pack a healthy lunch (No candy, cookies, chocolate, cakes/muffins, juice, etc. permitted). Please send food that does not need any further preparation (like cutting, peeling, heating, cooling, etc.) before eating. To minimize waste please do not pack any more than what your child is used to eating. We do not throw away any food, so the parents can know exactly how much their child ate.
- ✓ **On-time, not too early:** Please be on-time, not too early, and not too late.
- ✓ **Sign-in and sign-out:** Please make sure you sign-in and sign-out in your full legal signature. A binder is kept outside for parents to sign in and out. A

digital satellite clock is right next to it for you to accurately document the drop-off and pick-up time.

- ✓ **Calm your child's anxieties:** Clearly state to your child where you will be and when you will return. It may also be helpful to discuss what will happen when you are reunited.
- ✓ **Maintain a clear goodbye routine and avoid sneaking out:** Do not hang around once you have said goodbye. Your child would likely persist on you to stay with them, at least a little longer. Sneaking out leads to children trusting you less and makes the second day of school even harder.
- ✓ **Napping kit:** We issue a new napping kit (pillow, sheet and blanket combo), to children attending preschool during nap time, for a nominal fee. We do not accept any other napping supplies. Parents are requested to make sure to take the napping kit back home for washing every last attending day of the week. And, it must be brought back on the first attending day of the next week.

General information:

- ✓ **Homework:** No homework is given to children. Everyday unfinished classwork (Montessori Job of the day Worksheet, Name Tracing Worksheet, Worksheet of the day, and/or Special event Worksheet) will be provided in folders. Please sit and finish any unfinished work with your child. This will help you know what level work your child is now proficient with. Initial and date your child's finished work and bring it back to school and file in his/her folder.
- ✓ **Birthday Ceremony:** We celebrate your child's birthday at preschool where you can join too. One week prior to the birthday, please bring pictures of your child from birth till now, at 1 year increment. For reasons of allergy and dietary restrictions of other kids we let the parents of each child decide what their children can eat or not. No birthday cakes please. Anything that you provide to share with kids must be in closed (stapled) goody bags prepared by you ahead of time. Parents of each kid will be given a goody bag. Any eating stuff should be plastic (or foil) wrapped and inside the goody bag.
- ✓ **Hooked on Phonics Books:** Purchase this program for your child if they are 4 years old and above for reading. Please sit with your child periodically and help them read.
- ✓ **Repetitive math:** If your child is 3 years of age or older, he/she will be assigned a username and password for an online repetitive math program, www.ixl.com. Please spend time with your child at home, helping them complete at least one math skill a day. This will enhance what they learn at school.